


Rover


Rover Carpet Tiles, mimics the effect of shadows and light on linear design, resulting in an interplay of tone-on-tone lines that fade and meld into each other.

Five quick ship colorways with subtle neutrals and strategically placed stripes make for effortless and endlessly creative installations.




01.

Solar Linen




04.

Jet Lag




02.

Cosmic Blue



05.

Standard Tan



03.

Interlapse Grey



portico
SYSTEMS

Flooring Solutions that Simplify.
1+ 877 285 8899 • www.porticosystems.com



Carpet Tiles

Rover

Rover



DIVISION
9 & 12

16 OZ. PATTERNED SCROLL CARPET TILE

SUGGESTED USES:

Lobbies, Libraries, Retail/Department Stores, Entryways and other high-traffic areas or spaces.

Construction	Patterned Scroll
Standard Backing:	Nexus® Modular
Dye Method:	Solution Dyed
Fiber Type:	TeraPlex® SD PET
Face Weight:	16 oz./sy (543 grams/m2)
Pile Density:	9143 oz./y3 (339.03 kg/m3)
Gauge:	1/12 (4.72 rows/cm)
Stitches:	10.2 stitches/in (4.02 stitches/cm)
Total Thickness (nominal average):	0.213 inches
Standard Size:	18" x 36" approx. (45.72cm x 91.44cm)
Special Treatments:	ProTex® Soil Release
Optional Backings:	Nexus® Cushion
Standard Adhesive:	Commercial on Premium Modular & LVT Adhesive

LIMITED WARRANTY

Full Commercial Warranty 1 years
Summary of Warranty

We extend certain warranties that cover products manufactured with Nexus® Modular backing. These warranties protect the original end use purchaser against performance deficiencies in specific categories. The length of time covered by each warranty listed below is for the useful life of the carpet, provided that the carpet is installed using the full spread modular adhesive or TileTabs® method and other guidelines described in our carpet installation instructions, and the carpet is maintained in accordance with our carpet maintenance instructions.

For carpet backed with Nexus Modular, the following lifetime warranties apply:

- Tuft Bind (edge ravel, yarn pulls, zippering): Under normal use carpet will not fail to perform due to insufficient tuft bind as evidenced by edge ravel, yarn pulls, or zippering.
- Delamination: Under normal use, carpet will not fail to perform due to the delamination of the secondary backing.
- Dimensional Stability: Under normal use and atmospheric conditions, Nexus Modular is dimensionally stable and will not shrink, grow, cup, or dome.

Should our Nexus Modular product fail to perform as warranted above, we will resolve the deficiency at our discretion by one or more of the following methods at no charge for materials, freight, and labor: repair the affected area replace the affected area with comparable product refund the full purchase price of the product in affected area. If carpet is to be replaced, areas must be cleared at the customer's expense of all equipment, furnishings, partitions, and similar materials that may have been placed over the carpet subsequent to completion of the original installation. In the event replacement is to be made for carpet that is not a current product manufactured by us, replacement will be made with a comparable style from the current product line.

*For a copy of the full warranty please ask for a warranty sheet.

PACKAGING & DIMENSIONS:

Tiles (18" x 36"): 12 tiles, 54 SF/Carton (30.95 lbs per carton)

ENVIRONMENTAL SPECIFICATIONS & TESTS

SCAS / NSF 140	Gold Certified
Total Recycled Content	42.95%
Flooring Radiant Panel	Class 1
Smoke Density	Less than 450.0 flaming (ASTM E 662)
Static Test	Less than 3.0 kv (AATCC-134)
ADA Compliance	Compliant For Accessible Routes
Pill Test	Yes
Light fastness	Yes

INSTALLATION (Tile)

Before laying tiles, it is recommended they are stored at room temperature 60°F-70°F (15°C-20°C). The tiles can be loose laid on flat, dry floors free from impurities such as oil, grease etc. Cracked floors should be filled, and uneven floors covered with hardboard. Dusty floors should be primed. Because of the high insulation value of these tiles it is not recommended they be laid when under-floor heating systems are in use. On very large installations, it is advisable to secure 1 in 5 rows with double-sided tape. Where tiles are to be used under caster chairs, tiles should be fully secured. The tiles may be laid by marking across in the center of the room and working outwards from this, the marker cross may be moved to facilitate these full tiles in doorways, etc. Tiles must be laid by turning alternate tiles 90 degrees to obtain a checker pattern. An arrow on the back of each tile indicates the pile direction. Only tiles with the same batch number should be laid together.

MAINTENANCE

Regular vacuuming (Weekly in low-traffic areas, and daily or twice daily in areas with higher traffic) with a motor-driven brush and beater bar can remove up to 80% of surface dirt, and is the easiest way to prolong the life of your carpet. Regular vacuuming is key to maintaining your carpet, but eventually the carpet color dulls from dirt and grime stuck in the fibers. The dirt is then carried further into the building to form more soil reservoirs. Additionally, the oil content (15%) of the soil causes particles to stick to carpet fiber and resist vacuuming. To restore the carpet to its best condition, frequent light cleaning gives the best result and is often very cost effective.

IMPORTANT NOTICE

Sample swatches have been cut from an overall design; decoration and shade may vary.

YOUR AUTHORIZED SALES REPRESENTATIVE:



experience it for yourself

Talk with your sales representative or request samples at samples@porticosystems.com